

AMERICAN CENTURY®

QUALITY DIVERSIFIED INTERNATIONAL ETF

Designed to Seize the International Equity Opportunity

As markets around the world evolve, we believe investing in them also needs to adapt.

For example, market conditions have often favored different types of investment styles depending on the prevailing investment environment. Moreover, international markets include dozens of countries and thousands of companies, which may vary considerably in their quality, valuations or growth characteristics.

Cap-weighted indices often don't adjust for these nuances and don't assess the investment soundness of individual stocks. For these reasons, portfolios that track them may both take on unintended risk and leave opportunity on the table.

QINT takes a more deliberate approach. Its rules-based methodology analyzes each stock's quality, growth and value characteristics to select individual securities. It also dynamically adjusts exposures aimed at taking advantage of prevailing market conditions. The result is a core portfolio of high-quality primarily developed international stocks that seeks to adapt to changes throughout the market cycle.

FUND INFORMATION

Ticker	QINT
Intraday NAV Ticker	QINT-IV
Inception Date	9/10/2018
Exchange	NYSE ARCA
Gross Expense Ratio	0.39%
Index*	American Century Quality Diversified International Equity Index
Benchmark	MSCI World ex-U.S. Index
Bloomberg Ticker	ACQINT
Number of Holdings	300-500

Three Steps to a Stronger International Core

American Century Investments' rules-based methodology applies three key tenets as it seeks to tap the potential of international equity markets:



1 Eliminate Low-Quality Companies



2 Capture growth and value opportunities across the universe



3 Respond to changing markets

*On September 9, 2022, QINT began to track the American Century Diversified International Equity Index. Prior to this date the Fund tracked the Alpha Vee American Century Diversified International Equity Index.



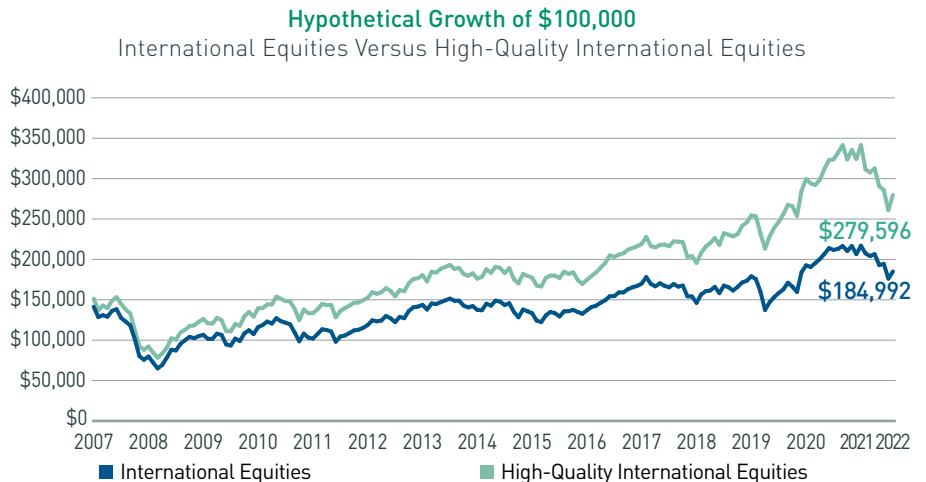
American Century Investments® offers its expertise through a wide variety of investment products designed to meet the needs of individuals and institutions around the world. Our offerings include mutual funds, separate account strategies, collective investment trusts and ETFs.

Focus on Quality Companies

Quality Has Led the Way

While there are many different ways to assess quality, companies with characteristics such as high margins, a strong balance sheet and low earnings volatility, among others, have generally performed better than the broad equity universe. In fact, higher-quality stocks have outperformed over the past 15 years, with a \$100,000 hypothetical investment in quality stocks gaining nearly \$93,604 more than an investment in the broad universe.

The QINT methodology seeks to tap into the performance edge of high-quality companies- and avoid those that lack these attractive attributes.



Source: Morningstar Direct. Performance is from 12/31/2005 to 07/31/2022. Past performance is no guarantee of future results.

International Equities are represented by the MSCI World ex USA Index; High-Quality International Equities are represented by the MSCI World ex USA Quality Index. The MSCI World ex USA Index captures large and mid cap representation across 22 of 23 Developed Markets excluding the United States. The MSCI World ex USA Quality Index, a subset of the MSCI World ex USA Index, aims to capture the performance of quality growth stocks by identifying stocks with high quality scores based on return on equity, year-over-year earnings growth and financial leverage. It is not possible to invest directly in an index.

Start With High-Quality Businesses

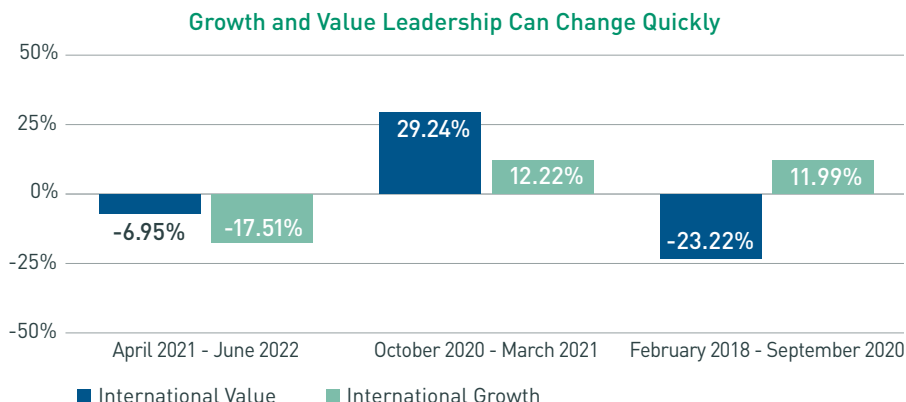
Beginning with a universe of more than 5500 securities, analysis focuses on an expanded set of attributes that we believe many good businesses possess: demonstrated profitability, high earnings quality, skilled management, low leverage, and infrequent earnings revisions. Metrics are tailored to account for differences across markets.

Assess Company Fundamentals			Improve Purchase Timing	Avoid Empire Builders
Profitability	Earnings Quality	Leverage	Earnings Revisions	Management Quality
↓	↓	↓	↓	↓
Assess productivity of assets	Avoid companies managing earnings	Control for risk in low-rate environment	Proxy for market's forward views	Identify efficient sourcing and use of capital

Companies with the lowest-quality scores, both overall and within each sector, are eliminated from consideration. The highest-quality names are then evaluated based on their growth and value attributes.

Capture Growth and Value Opportunities Across the Universe

International equity markets have often favored either value- or growth-style investments. In fact, over the past 20 years, international markets have favored one or the other 75 percent of the time—and they can change quickly. We believe that a portfolio that takes advantage of opportunities across the international equity universe has the potential to generate more consistent returns – throughout the business cycle – than cap-weighted index solutions.



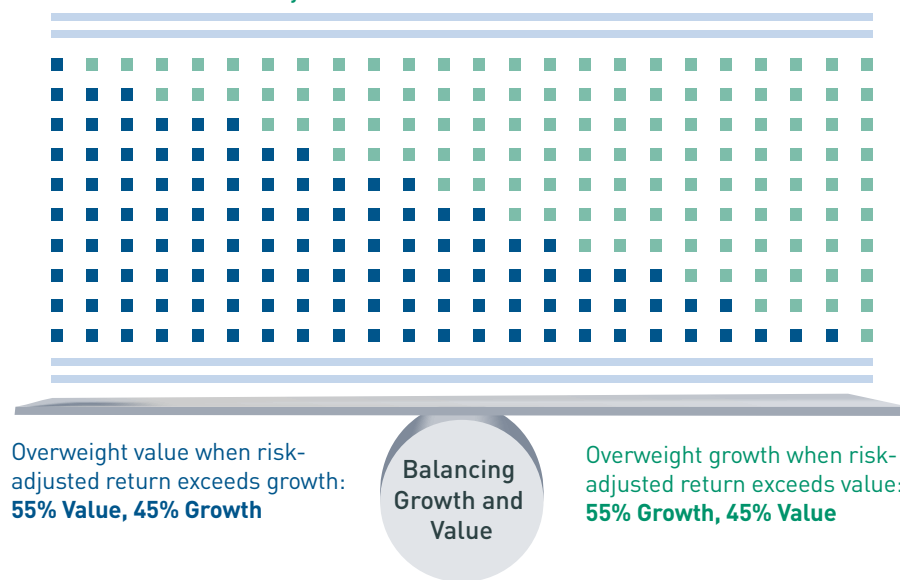
Periods where one investment style or another outperforms can occur and can result in significant out- or under-performance.

Source: FactSet. International Value and Growth represented by MSCI World ex-US Value and Growth Indices. Returns are cumulative. Past performance is no guarantee of future results.

Respond to Changing Markets

Dynamic changes to growth and value allocations help reduce style risk while capturing opportunities in the prevailing market environment. Adjustments are based on analysis of risk-adjusted returns rather than pure price momentum, which helps them respond—but not overreact—to changing markets. Monthly rebalancing in 5 percent increments also aims to keep risk in check. The result is a core international equity holding that’s designed to stand up to changes across the market cycle.

Dynamic Portfolio Construction**



Overweight value when risk-adjusted return exceeds growth:
55% Value, 45% Growth

**Balancing
Growth and
Value**

Overweight growth when risk-adjusted return exceeds value:
55% Growth, 45% Value

**The dynamic allocation impacts the developed markets portion which represents 95% of the portfolio and excludes 5% of the portfolio that maintains exposure to growth companies in rising economies (excluding energy, financials, materials and real estate).

The QINT methodology applies comprehensive evaluation metrics in an effort to identify stocks that are undervalued or exhibit high-growth characteristics. The portfolio then combines the most attractive stocks in each category.

Growth and Value Evaluation Metrics

High-Growth Stocks

- Strong Historical Growth
- Attractive Expected Growth
- Demonstrated Profitability
- Price Momentum

Attractively Valued Stocks

- Compelling Valuation Metrics
- Strong Yields: Earnings, Cash Flow and Dividends

INVESTOR PROFILE



- Investors seeking a core international holding who are concerned that a cap-weighted index approach to international equity could expose their portfolios to the unintended risks of overvalued, lower-quality, low-growth companies and countries.
- Investors looking to enhance risk-adjusted return potential from international equities by adjusting to changing market conditions.
- Investors seeking a rules-based, systematic approach to international investing that also combines growth- and value-style names.

Investing With Purpose

American Century Investments® is an asset manager known for industry-leading client care, stewardship and stability. Founded more than 60 years ago, the firm boasts an institutional-quality investment management platform with more than \$247 billion in AUM.* Through American Century's relationship with the Stowers Institute for Medical Research, your investments help support research that can improve human health and save lives. Since 2000, American Century's dividends distributed to the Institute have totaled \$1.8 billion.

*As of 12/31/2021.

ACTIVELY INVESTING IN YOUR SUCCESS

Drawing on more than 60 years of real-world, active management experience, we offer access to lower-cost, tax-efficient investment strategies in a liquid ETF. Our ETF lineup expands your options to manage portfolio risk, reduce the impact of fees and taxes and enhance investor return potential.



INNOVATIVE

Variety of investment approaches that offer proactive solutions.



UPSIDE POTENTIAL

Alpha-seeking portfolios based on manager research and insights.



LOWER COST

Benefits of disciplined management in a lower-cost, tax-efficient, liquid vehicle.



ETF shares may be bought or sold throughout the day at their market price, not their Net Asset Value (NAV), on the exchange on which they are listed. Shares of ETFs are tradable on secondary markets and may trade either at a premium or a discount to their NAV on the secondary market.

ETFs trade like stocks, fluctuate in market value and may trade at prices above or below the ETF's net asset value. Brokerage commissions and ETF expenses will reduce returns.

Historically, mid cap stocks have been more volatile than the stock of larger, more-established companies. Smaller companies may have limited resources, product lines and markets, and their securities may trade less frequently and in more limited volumes than the securities of larger companies.

International investing involves special risks, such as political instability and currency fluctuations. Investing in emerging markets may accentuate these risks.

This fund is not actively managed and the portfolio managers do not attempt to take defensive positions under any market conditions, including declining markets. The portfolio managers also do not generally add or remove a security from the fund until such security is similarly added or removed from the underlying index. Therefore, the fund may hold an underperforming security or not hold an outperforming security until the underlying index reacts. This may result in underperformance compared to the market generally. In addition, there is no assurance that the underlying index will be determined, composed or calculated accurately. While the index provider provides descriptions of what the underlying index is designed to achieve, the index provider does not guarantee the quality, accuracy or completeness of data in respect of its indices, and does not guarantee that the underlying index will be in line with the described index methodology. Gains, losses or costs to the fund caused by errors in the underlying index may therefore be borne by the fund and its shareholders.

American Century Quality Diversified International Equity Index seeks to capture the performance of large- and mid-capitalization companies outside the U.S. that possess attractive quality, growth and valuation fundamentals.

The **MSCI World ex USA Value Index** captures large and mid cap representation exhibiting overall value style characteristics across 22 of 23 Developed Markets (DM) countries. The **MSCI World ex USA Growth Index** captures large and mid cap representation exhibiting overall growth style characteristics across 22 of 23 Developed Markets (DM) countries. It is not possible to invest directly in an index.

You should consider the fund's investment objectives, risks, and charges and expenses carefully before you invest. The fund's prospectus or summary prospectus, which can be obtained at americancentury.com, contains this and other information about the fund, and should be read carefully before investing.