

# Perspectives Gathered at the Start of a Pandemic

## Key Findings

American Century Investments conducted its 8th annual survey of retirement plan participants at the beginning of the COVID-19 pandemic. Although respondents could not have anticipated the coming weeks and months, they expressed their regrets about past saving behavior, the value they place on the roles of their employers and interest in holistic advice and a retirement income solution.

**80%** have “some”  
regret



3 in 10 have a “great deal” of regret



**9 in 10**


consider their retirement plan  
“one of the most important  
benefits at work”




**Not saving more  
for retirement is the  
largest personal regret**

**NEARLY  
8 in 10**

want at least a  
“slight nudge” of  
encouragement  
from their employers




**70%** believe automatic enrollment  
should be implemented at a  
**6% CONTRIBUTION RATE**



**2/3**

support automatic enrollment  
with automatic increase



**Nearly 3/4 believe sponsors  
should default participants into  
target-date investments**



**8 in 10**

would be more likely to leave money in their plan if their employers offered an investment option specifically to help retirees draw income during retirement



**Three in four participants** would find it attractive if their employers offered holistic financial advice, a significant increase from 2019

**6 in 10**

express interest in Environmental, Social and Governance (ESG) investments as part of their retirement plan

That is a significant increase from 2019

For more information on retirement research or defined contribution solutions, contact your American Century Investments representative at **800-345-6488**.

**Methodology:**

The survey was conducted between March 10 and 31, 2020. Survey included 1,508 full-time workers between 25 and 65 saving through their employer's retirement plan. The data were weighted to reflect the makeup of key demographics (gender, income, and education) among all American private sector participants between 25 and 65. Percentages in the tables and charts may not total 100 due to rounding and/or missing categories. Data collection and analysis were completed by Mathew Greenwald and Associates of Washington, D.C.

This material has been prepared for educational purposes only. It is not intended to provide, and should not be relied upon for, investment, accounting, legal or tax advice.

